



# HEERF Fund

## Annual Report - Year One

Last Modified: trish.leonard@gcu.edu - 5/3/2022, 4:50:59 PM

1 2 3 4 5 6 7 8 9 10 11 **Review**

### Instructions

### GRAND CANYON UNIVERSITY - Review

Expand All Collapse All

#### General Information

##### Institutional Identifiers and Contact Information:

Institution Name  
GRAND CANYON UNIVERSITY

DUNS #  
074450750

Please identify the OPEID(s) for this institution:

001074

Please report on these HEERF grant PR/Award Numbers:

PR Number 1  
P425E201786 (Student Aid)

Awarded Amount 1  
\$11,175,699.00

PR Number 2  
P425F200939 (Institutional Aid)

Awarded Amount 2  
\$11,175,698.00

**Total Awarded Amount**

**Total Awarded Amount**  
\$22,351,397.00

Who is the lead contact for this annual data collection?

Name  
Junette West

Title  
VP Business & Finance

Telephone  
(602) 639-8127

E-mail  
junette.west@gcu.edu

#### Funds Expended

1) Did you expend all of your HEERF funds prior to the end of the reporting period, making this your final annual report? \*

Yes No

#### Websites

2) Reporting on institution websites:

<https://www.gcu.edu/coronavirus-disease-2019-information#h-higher-education-emergency-relief-fund-reporting>

a) CARES HEERF quarterly reporting webpage URL:

b) Student Portion Reporting: Provide all active website URLs posted by your campus, or by the institution on behalf of your campus(es), as required by the August 31 notice in the Federal Register (including any URLs that are still active that provide archived information).

<https://www.gcu.edu/coronavirus-disease-2019-information#h-higher-education-emergency-relief-fund-reporting>

c) Institutional Portion, (a)(2), and (a)(3) Reporting: Provide all active website URLs posted by your campus, or by institutions on behalf of your campus(es) as required by the quarterly Higher Education Emergency Relief Fund (HEERF) Data Collection Form (including any URLs that are still active that provide archived information).

<https://www.gcu.edu/coronavirus-disease-2019-information#h-higher-education-emergency-relief-fund-reporting>

#### Student Eligibility

3) How did your institution determine which students were eligible to receive emergency financial aid grants under any of the CARES Act HEERF programs?

a) My institution has received an Institutional Student Information Record (ISIR) or Student Aid Report (SAR) on file that verifies student eligibility for Title IV, federal student aid (Title IV aid).

Yes	No
-----	----

b) My institution allowed students to attest to their eligibility for Title IV aid by completing an alternative application form developed by the institution for this purpose.


Yes	No
-----	----

c) My institution used another method for determining which students were eligible to receive emergency financial aid grants under the CARES Act.

Yes	No
-----	----

### Aid Determination

4) How did your institution determine which students received emergency financial aid grants to students and how much each student would receive? Please indicate if any of the following strategies were used.

4.1) Did you distribute the same amount to all eligible students regardless of different circumstances? \* 

Yes	No
-----	----

### Aid Distribution

5) How did your institution distribute the emergency financial aid grants to students?

a) Checks

Yes	No
-----	----

b) Electronic funds transfer /Direct deposit

Yes	No
-----	----

c) Debit cards

Yes	No
-----	----

d) Payment apps

Yes	No
-----	----

e) Other

Yes	No
-----	----

### Emergency Grants

6) Did your institution provide any instructions, directions, or guidance to students (e.g. FAQs) about the emergency financial aid grants upon disbursement? \*

Yes	No
-----	----

a) Upload PDF/MS Word document instructions, directions, or guidance (up to 5 files):

The grantee has uploaded 2 files in response to this question.

or

b) Provide any active URLs with instructions, directions, or guidance on how to use the grants:


### Emergency Financial Aid

7) Use the instructions noted in the Appendix to complete the following table



#### Emergency Financial Aid Grants Awarded to Students (direct grants and amounts reimbursed)

Number of Students      Amount Disbursed - Section 18004(a)(1)      Minimum and Maximum Awards

#### Number of Eligible Students

7.1) How many students were eligible to receive HEERF emergency grants made available under section 18004 of the CARES Act  ?

7.1.1) All HEERF Emergency Financial Aid Grant eligible students

7.1.2) Undergraduates i) Full-time students 

 Pell grant recipient  
8,062

a)

 Non-Pell grant recipient  
15,095

b)

## ii) Part-time students

Pell grant recipient  
126

a)

Non-Pell grant recipient  
280

b)

## 7.1.3) Graduates

## i) Full-time students

Full-time students  
1,703

## ii) Part-time students



Part-time students  
0

## Number of HEERF Student Recipients – Emergency Grants to Students (unduplicated)

7.2) How many students received emergency financial aid grants provided under Section 18004 of the CARES Act? (unduplicated across all HEERF sections)

## 7.2.1) All HEERF Emergency Financial Aid Grant eligible students

24,935

7.2.2) Undergraduates i) Full-time students 

 Pell grant recipient  
7,949

a)

 Non-Pell grant recipient  
14,881

b)

## ii) Part-time students

Pell grant recipient  
126

a)

Non-Pell grant recipient  
279

b)

## 7.2.3) Graduates

## i) Full-time students

Full-time students  
1,700

## ii) Part-time students

Part-time students  
0

Summary 



The amounts displayed under the Summary section are auto-calculated based on the responses entered in the Number of HEERF Student Recipients and the HEERF Amount Disbursed questions

## HEERF Amount of Grants Disbursed

What was the amount of grants disbursed to students through all HEERF funds?


## All HEERF Emergency Financial Aid Grant eligible students

\$19,078,480.00

Undergraduates i) Full-time students 

 Pell grant recipient  
\$6,432,810.00

a)

 Non-Pell grant recipient  
\$11,322,730.00

b)

## ii) Part-time students

Pell grant recipient	Non-Pell grant recipient
a) \$91,750.00	b) \$194,190.00

**Graduates**

<b>i) Full-time students</b>	<b>ii) Part-time students</b>
Full-time students \$1,037,000.00	Part-time students \$0.00

**Average HEERF Amount Awarded**

Among students who received HEERF emergency financial aid grants, what was the average award amount per student?

All HEERF Emergency Financial Aid Grant eligible students \$765.13

**Undergraduates**

**i) Full-time students**

Pell grant recipient	Non-Pell grant recipient
a) \$809.26	b) \$760.89

**ii) Part-time students**

Pell grant recipient	Non-Pell grant recipient
a) \$728.17	b) \$696.02

**Graduates**

<b>i) Full-time students</b>	<b>ii) Part-time students</b>
Full-time students \$610.00	Part-time students \$0.00

**Funds Expended Categories**

**8) Provide the total amount of HEERF funds expended on the categories provided.**

Please note that the CARES Act prohibits the use of funding for the provision of pre-enrollment recruitment activities; endowments; or capital outlays associated with facilities related to athletics, sectarian instruction, or religious worship. In addition, please note that this template is meant to serve as a guide, and therefore IHEs are not required to categorize amounts in every category listed but only those that IHEs found applicable to their unique circumstances. Lastly, reported numbers should be consistent with previously published quarterly funding reports (the sum of quarterly reports should equal the value of the annual report).

**8.1) Providing additional emergency financial aid grants to students.**

Amount in (a)(1) institutional d... \$7,902,781	Amount in (a)(2) dollars, if appli... \$0	Amount in (a)(3) dollars, if appli... \$0
----------------------------------------------------	----------------------------------------------	----------------------------------------------

**Explanatory Note**

The institution chose to use some of the institutional portion of the CARES Act funds, along with what remained from the student portion of the funds, to award each eligible student \$500 in the fall 2020 term. Update: some checks were not cashed. If the checks went stale dated with no contact from the student to re-issue the check, the funds were used to reimburse the institution for refunds made to housing for spring 2020.

**8.2) Providing reimbursements for tuition, housing, room and board, or other fee refunds.**

Amount in (a)(1) institutional d... \$3,272,917	Amount in (a)(2) dollars, if appli... \$0	Amount in (a)(3) dollars, if appli... \$0
----------------------------------------------------	----------------------------------------------	----------------------------------------------

**Explanatory Note**

The institution provided \$3,855,910 in refunds for spring 2020 housing. The institution was reimbursed \$3,055,807 towards those expenses from the CARES institutional funds. Other expenses were incurred but not included as the spring housing refunds exceeded the remaining amount available after student grants were provided for the fall term. Update: due to some student checks not clearing the bank, the funds that became available were reallocated towards the housing refunds.

**8.3) Providing tuition discounts.**

Amount in (a)(1) institutional d... Not Applicable	Amount in (a)(2) dollars, if appli... \$0	Amount in (a)(3) dollars, if appli... \$0
-------------------------------------------------------	----------------------------------------------	----------------------------------------------

**Explanatory Note**

No CARES funds were used for this category

**8.4) Covering the cost of providing additional technology hardware to students, such as laptops or tablets, or covering the added cost of technology fees.**

Amount in (a)(1) institutional d...  
\$0

Amount in (a)(2) dollars, if appli...  
\$0

Amount in (a)(3) dollars, if appli...  
\$0

**Explanatory Note**

No CARES funds were used for this category

**8.5) Providing or subsidizing the costs of high-speed internet to students or faculty to transition to an online environment.**

Amount in (a)(1) institutional d...  
\$0

Amount in (a)(2) dollars, if appli...  
\$0

Amount in (a)(3) dollars, if appli...  
\$0

**Explanatory Note**

No CARES funds were used for this category

**8.6) Subsidizing off-campus housing costs due to dormitory closures or decisions to limit housing to one student per room; subsidizing housing costs to reduce housing density; paying for hotels or other off-campus housing for students who need to be isolated; paying travel expenses for students who need to leave campus early due to coronavirus infections or campus interruptions.**

Amount in (a)(1) institutional d...  
\$0

Amount in (a)(2) dollars, if appli...  
\$0

Amount in (a)(3) dollars, if appli...  
\$0

**Explanatory Note**

No CARES funds were used for this category

**8.7) Subsidizing food service to reduce density in eating facilities, to provide pre-packaged meals, or to add hours to food service operations to accommodate social distancing.**

Amount in (a)(1) institutional d...  
\$0

Amount in (a)(2) dollars, if appli...  
\$0

Amount in (a)(3) dollars, if appli...  
\$0

**Explanatory Note**

No CARES funds were used for this category

**8.8) Costs related to operating additional class sections to enable social distancing, such as those for hiring more instructors and increasing campus hours of operations.**


Amount in (a)(1) institutional d...  
\$0

Amount in (a)(2) dollars, if appli...  
\$0

Amount in (a)(3) dollars, if appli...  
\$0

**Explanatory Note**

No CARES funds were used for this category

**8.9) Campus safety and operations. **

Amount in (a)(1) institutional d...  
\$0

Amount in (a)(2) dollars, if appli...  
\$0

Amount in (a)(3) dollars, if appli...  
\$0

**Explanatory Note**

No CARES funds were used for this category

**8.10) Purchasing, leasing, or renting additional instructional equipment and supplies (such as laboratory equipment or computers) to reduce the number of students sharing equipment or supplies during a single class period and to provide time for disinfection between uses.**

Amount in (a)(1) institutional d...  
\$0

Amount in (a)(2) dollars, if appli...  
\$0

Amount in (a)(3) dollars, if appli...  
\$0

**Explanatory Note**

No CARES funds were used for this category

**8.11) Replacing lost revenue due to reduced enrollment.**


Amount in (a)(1) institutional d...  
*Not Applicable*

Amount in (a)(2) dollars, if appli...  
\$0

Amount in (a)(3) dollars, if appli...  
\$0

**Explanatory Note**

No CARES funds were used for this category

**8.12) Replacing lost revenue from non-tuition sources (i.e., cancelled ancillary events; disruption of food service, dorms, childcare or other facilities; cancellation of use of campus venues by other organizations, lost parking revenue, etc.).** 

Amount in (a)(1) institutional d...  
*Not Applicable*

Amount in (a)(2) dollars, if appli...  
\$0

Amount in (a)(3) dollars, if appli...  
\$0

**Explanatory Note**

No CARES funds were used for this category

**8.13) Purchasing faculty and staff training in online instruction; or paying additional funds to staff who are providing training in addition to their regular job responsibilities.**

Amount in (a)(1) institutional d...  
\$0

Amount in (a)(2) dollars, if appli...  
\$0

Amount in (a)(3) dollars, if appli...  
\$0

**Explanatory Note**

No CARES funds were used for this category

**8.14) Purchasing, leasing, or renting additional equipment or software to enable distance learning, or upgrading campus wi-fi access or extending open networks to parking lots or public spaces, etc.**

Amount in (a)(1) institutional d...  
\$0

Amount in (a)(2) dollars, if appli...  
\$0

Amount in (a)(3) dollars, if appli...  
\$0

**Explanatory Note**

No CARES funds were used for this category

**8.15) Other Uses of (a)(1) Institutional Portion funds.** 

Amount in (a)(1) institutional d...  
\$0


Amount in (a)(2) dollars, if appli...  
*Not Applicable*

Amount in (a)(3) dollars, if appli...  
*Not Applicable*

**Explanatory Note**

No CARES funds were used for this category

You may also upload an additional document (PDF or MS Word) for further explanation.

**8.16) Other uses of (a)(2) or (a)(3) funds, if applicable.** 

Amount in (a)(1) institutional d...  
*Not Applicable*

Amount in (a)(2) dollars, if appli...  
\$0

Amount in (a)(3) dollars, if appli...  
\$0

**Explanatory Note**

Not applicable

You may also upload an additional document (PDF or MS Word) for further explanation.

**8.17) Annual Expenditures for each Program**

Amount in (a)(1) institutional d...  
\$11,175,698.00

Amount in (a)(2) dollars, if appli...  
\$0.00

Amount in (a)(3) dollars, if appli...  
\$0.00

8.18) Total of Annual Expenditures

Total Expenditures  
\$11,175,698.00

Students Who Received Funds

9) Provide the number of students who ever received HEERF grant funds in the reporting period and their enrollment status at the end reporting period

a) How many students received emergency financial aid grants through any of the HEERF funds?	24,935
b) How many of the students who ever received HEERF Emergency Financial Aid Grants dropped out (withdrawal without a completion record or return to school since receiving funds)?	2,929
c) How many of the students who ever received HEERF Emergency Financial Aid Grants are still enrolled at your institution?	18,284
d) How many of the students who ever received HEERF Emergency Financial Aid Grants have completed their program of study at your institution?	3,722
e) Withdrawal rate for students who received HEERF Emergency Financial Aid Grants	11.75%

Full-Time Equivalent (FTE) Positions

10) Provide the number of full-time equivalent (FTE) positions as of the listed reporting dates.

*(The number of FTE positions includes all staff regardless of whether the position is funded by Federal, State, local, or other funds—including instructional and non-instructional staff and contractors—and equals the sum of the number of full-time positions plus the full-time equivalent of the number of part-time positions.)*

Full-time equivalent (FTE) positions as of September 30, 2018	Full-time equivalent (FTE) positions as of September 30, 2019	Full-time equivalent (FTE) positions as of March 13, 2020	Full-time equivalent (FTE) positions on the last day of the reporting period
1,449	1,590	1,603	1,669

Previous Cancel Submit Export Data

End Notes

Burden Statement

— 1 — 2 — 3 — 4 — 5 — 6 — 7 — 8 — 9 — 10 — 11 **Review**